

WEB ADMISSION GUIDE

This user guide is designed to help you in completing your admission application at Sabancı University.

1- APPLY NOW...

Select Faculty you want to be admitted

Type your First Name, Last name and E-mail address


Type your Email address (An activation will be sent automatically to the e-mail address you type during your application By activating this link for your account for Sabancı University Graduate Admissions Application, you can start your application)

The screenshot shows the Sabancı University Graduate Admissions Application form. The header includes the Sabancı University logo and navigation tabs for Engineering & Natural Sciences, Arts & Social Sciences, and Faculty of Management. The main content area is titled "Application and Admission for Graduate Programs" and contains information about admission conditions and the application process. Below this, there are "Admission Requirements" listed for each faculty. On the right side, there is a "Apply Now..." section with a form to fill out. The form includes a dropdown menu for "Interested Programs" (set to "Arts & Social Science"), input fields for "E-Mail", "Name", "Surname", "Password", and "Confirm Password". There is also a checkbox for "I have read and understood Sabancı University Graduate Admission Privacy Statement, Legal Notices and Terms for Use" and a "CONTINUE" button. At the bottom of the form, there are three links: "> Send my confirmation code", "> If you are already member click here", and "> If you are a recommender click here".

2- PERSONAL INFORMATION

Names Should Be Written Exactly As They Appear on Identity card for TR citizens and Passport for foreign nationals.

Personal Information

Citizenship:	<input type="text" value="Select one..."/>
First Name :	<input type="text"/>
Middle Name :	<input type="text"/>
Last Name :	<input type="text"/>
Former Last Name :	<input type="text"/>
Birth Date :	<input type="text"/> 
Gender:	<input type="text" value="Select one..."/>
Country of Birth:	<input type="text" value="Select one..."/>
City :	<input type="text"/>
Marital Status:	<input type="text" value="Select one..."/>

3- CONTACT INFORMATION

Contact Information

Preferred Communication Address:

Home Address:

Country:

Address Line 1 :

Address Line 2 :

Address Line 3 :

Other City :

Zip Code :

	Country	Area	Number
Home Phone :	<input type="text"/>	- <input type="text"/>	- <input type="text"/>
Cell Phone :	<input type="text"/>	- <input type="text"/>	- <input type="text"/>
Home Fax :	<input type="text"/>	- <input type="text"/>	- <input type="text"/>

Business Address:

Country:

Address Line 1 :

Address Line 2 :


Address Line 3 :


Other CityCity :

4- ACADEMIC INFORMATION

Enter the school info starting from the last graduated school

Please enter High School, Undergraduate and Graduate programs you attended.

From Date :  If you do not remember exact date, please enter 01 for the day.

To Date :  If you do not remember exact date, please enter 01 for the day.

University(Institution) :

Country:


Other City :

Field of Study(Major) :

Degree :

Academic Honour : (eg: Honour, High Honour, etc.)

Expected : Graduation Information: If not graduated, please check this box and enter expected values.

Graduation Date : 

Rank :

Grading Basis : (eg: base 4, 5, 10, 100)

GPA :

5- TEST SCORE DETAILS

Enter the test scores with the dates. If no score is available for the language proficiency, please select the box ELAE for entering Sabanci University Language Exam.

Test Scores Details

You need to send us the photocopy of your documents by mail.

You can enter test scores like GRE, GMAT, LES/ALES, ÜDS, KPDS, TOEFL, IELTS...

Test Date : 

Test Name:

Your Test Scores List

ELAE

Do you want to take Sabanci University English Language Assessment Exam(SU ELAE) in lieu of TOELF,KPDS,UDS OR IELTS?

6- LANGUAGE PROFICIENCY

For level descriptors [click here](#)

Native Language :

English:

Speaking: A1 A2 B1 B2 C1 C2

Writing: A1 A2 B1 B2 C1 C2

Reading: A1 A2 B1 B2 C1 C2

Other Language :

Speaking: A1 A2 B1 B2 C1 C2

Writing: A1 A2 B1 B2 C1 C2

Reading: A1 A2 B1 B2 C1 C2

Other Language :

Speaking: A1 A2 B1 B2 C1 C2

Writing: A1 A2 B1 B2 C1 C2

Reading: A1 A2 B1 B2 C1 C2

Other Language :

Speaking: A1 A2 B1 B2 C1 C2

Writing: A1 A2 B1 B2 C1 C2

Reading: A1 A2 B1 B2 C1 C2

6- EMPLOYMENT INFO

If you have currently a job, please fill out the information.

I have no work experience

Work Experience

Total Full Time Experience(Year-Month) :

Employer

Employer :

Employment Begin Date :



Employment End Date :



Current Job

Business Address

Address Country:

Address Line1 :

Address Line2 :

Address Line3 :

Other City :

Zip Code :

Country Area Number

Business Phone :

 - -

Business Fax :

 - -

Job Function:

Sector:

Work Type:

7- MY DOCUMENTS

You can upload CV, Transcript, Statement of Purpose, Writing Sample, Test Score results, etc.

Document Upload

You need to send the original copy of your documents as well by mail. It is strongly recommended that you also upload your CV, Transcript, Statement of Purpose, Writing Sample, other work, or a link to a web site, if available.

Document Name :

Description :


Document File Name

Document Type:

8- MY PHOTO

Please upload your photo.

My Photo



File Name

Max 1MB jpg file format accepted

9- RECOMMENDERS

List the names and other contact information for individuals asked to provide recommendations

Recommenders

Title :
Name :
Surname :
Email :
Phone :

<input type="text"/>	-	<input type="text"/>	-	<input type="text"/>
----------------------	---	----------------------	---	----------------------

Organization/Company:
Sector:



Your Recommenders

10- APPLICATION TO OTHER UNIVERSITY

If you apply for other universities, it is expected to fill out the information on this part. If you don't apply for any other university, please check the box *"I do not have applications to other universities"*

Application to Other Universities

I do not have applications to other universities

University :
Program :
Country: 
Other City :
Expected Date of Reply : 


Your Applications to Other Universities

11- AWARDS& CERTIFICATES

Awards & Recognition

I have no Awards or Recognitions

Awards & Recognition

Awards / Recognition :
Basis of Selection :
Date : 

Your Awards & Recognition

12- OTHER INFORMATION

Other Information

How did you hear about us?:

Select one...
SU / Faculty / Program WebSites
Events & Activities
Printed or Visual Media (Newspapers, TV)
Printed Material (Brochures, posters)
Other

Other Information :
Please specify any other
information you want
to share...

If all the required information has entered completely, the system automatically forwards you to the program menu you want to apply.

APPLICATION DETAILS

Term: Select the term you want to be admitted

Faculty: Select the faculty you want to be admitted

Program Type: Select the program (Erasmus Mundus or Graduate)

Program Level: Select the level you want to apply (Masters or Doctorate)

Program: Select the program and click “save next”

YOUR RECOMMENDERS

List the names and other contact information for individuals asked to provide recommendations. At least two references should be chosen.

YOUR DOCUMENTS IN APPLICANT PROFILE

Please select the boxes for the documents you want to attach.

Click for [COMPLETE MY APPLICATION](#)

Click for [APPLICATION LIST](#) button in order to check the application. If status is displayed as “received”, it means your application is complete.

Wish you success!